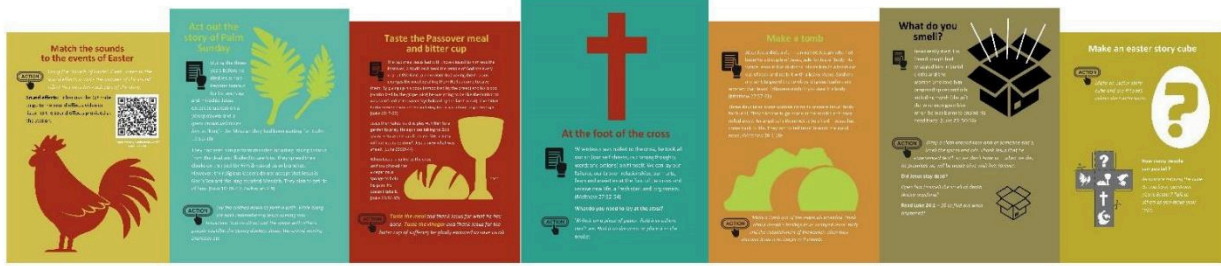


Station Posters in Colour



EASTER ACTIVITY STATION POSTERS

1. *Print the following pages and place at each station.*
2. *See the Leader Guide for more instructions and equipment needed.*
3. *Each station will have:*



**Something
to read**



**Something
to do**

Match the sounds to the events of Easter



Using the 'Sounds of Easter Sheet', listen to the sound effects and write the number of the sound effect that matches each part of the story.

Sound effects: Either use the QR code to go to the sound effects video or listen to the sound effects provided at the station.



<https://www.youtube.com/watch?v=IRGFYKkJvI>





Sounds of Easter Activity Sheet

Sounds of Easter Activity Sheet



Listen to the sound effects and write the number of the sound effect (SFX) that best fits each part of the Easter story.



Crowds welcome Jesus

Jesus enters Jerusalem on a *young donkey* and a *great crowd welcomes him* as 'King'. They have seen him perform miracles and many were amazed by his teaching. However, the religious leaders don't accept he is God's Son and the long-awaited Messiah. They plan to get rid of him.
(John 12:12-19)



Peter denies he knows Jesus

After Jesus is arrested, Peter, his best friend, follows at a distance. He is recognised by three different people as being one of Jesus' followers but denies it each time. A *rooster crows* reminding Peter that Jesus predicted he would deny him three times before a rooster crowed. Peter is devastated.
(Luke 22:54-62)



Betrayal at a price

Judas (one of Jesus' disciples) agrees to betray Jesus for money. The religious leaders pay him *silver coins*.
(Matthew 26:14-16)



Jesus nailed to a cross

Even though the Roman governor, Pilate, finds Jesus innocent of any crime, the religious leaders and the crowd call for his death. His hands and feet are *nailed to a cross*, and he is hung between two criminals.
(Luke 23:32-43)



Jesus washes disciples' feet

Jesus knows he is about to die on a cross. At their last meal together, he *washes* their feet to show he came to serve. He will lay down his life for them. He wants them to do the same for others.
(John 13:1-17)



Jesus dies – temple curtain torn

Jesus willingly gives up his spirit and dies. There is darkness (even though it is daytime), an *earthquake* and the massive curtain in the temple separating people from the holiest place *is suddenly torn from top to bottom*. Jesus took the punishment for everyone's wrongdoings (sin). Our sin no longer separates us from our holy God. Jesus has made a way.
(Matthew 27:50-54)



Betrayal with a kiss

Judas arrives with a large *crowd of men armed with swords and clubs*. He *kisses* Jesus so they know he is the one to arrest.
(Matthew 26:47-50)




Jesus is alive!

The *huge stone that sealed Jesus' tomb has been moved* and Jesus' body is gone! An angel tells the women who come to anoint Jesus' body for burial that he has come back to life. They *run* to tell the disciples.
(Matthew 28:1-10)



Jesus' arrest

One of the disciples *cuts off the ear* of the servant of the high priest who was there to arrest Jesus. Jesus commands him to *put his sword away* and heals the man's ear, reminding them that everything that was happening had been written about in their Scriptures.
(Matthew 26:51-54)





Sounds of Easter ANSWERS



ONLY SHOW THIS when the activity is completed.

3

Crowds welcome Jesus

Jesus enters Jerusalem on a *young donkey* and a *great crowd welcomes him* as 'King'. They have seen him perform miracles and many were amazed by his teaching. However, the religious leaders don't accept he is God's Son and the long-awaited Messiah. They plan to get rid of him. (John 12:12-19)

4

Peter denies he knows Jesus

After Jesus is arrested, Peter, his best friend, follows at a distance. He is recognised by three different people as being one of Jesus' followers but denies it each time. A *rooster crows* reminding Peter that Jesus predicted he would deny him three times before a rooster crowed. Peter is devastated. (Luke 22:54-62)

5

Betrayal at a price

Judas (one of Jesus' disciples) agrees to betray Jesus for money. The religious leaders pay him *silver coins*. (Matthew 26:14-16)

1

Jesus nailed to a cross

Even though the Roman governor, Pilate, finds Jesus innocent of any crime, the religious leaders and the crowd call for his death. His hands and feet are *nailed to a cross*, and he is hung between two criminals. (Luke 23:32-43)

7

Jesus washes disciples' feet

Jesus knows he is about to die on a cross. At their last meal together, he *washes* their feet to show he came to serve. He will lay down his life for them. He wants them to do the same for others. (John 13:1-17)

9

Jesus dies – temple curtain torn

Jesus willingly gives up his spirit and dies. There is darkness (even though it is daytime), an *earthquake* and the massive curtain in the temple separating people from the holiest place is *suddenly torn from top to bottom*. Jesus took the punishment for everyone's wrongdoings (sin). Our sin no longer separates us from our holy God. Jesus has made a way. (Matthew 27:50-54)

8

Betrayal with a kiss

Judas arrives with a large *crowd of men armed with swords and clubs*. He *kisses* Jesus so they know he is the one to arrest. (Matthew 26:47-50)

6


Jesus is alive!

The *huge stone that sealed Jesus' tomb has been moved* and Jesus' body is gone! An angel tells the women who come to anoint Jesus' body for burial that he has come back to life. They *run* to tell the disciples. (Matthew 28:1-10)

2

Jesus' arrest

One of the disciples *cuts off the ear* of the servant of the high priest who was there to arrest Jesus. Jesus commands him to *put his sword away* and heals the man's ear, reminding them that everything that was happening had been written about in their Scriptures. (Matthew 26:51-54)



Palm Sunday



A week before he died, Jesus entered Jerusalem on a young donkey and a great crowd welcomed him as 'King' – the Messiah they had been waiting for. (John 12:12-19)

They spread their cloaks on the road for him and waved palm branches. However, the religious leaders were threatened by this and plotted against Jesus.



Enact the procession with a few old clothes and palm branches.

Lay the clothes down to form a path. Walk along the path as you remember Jesus coming into Jerusalem. Wave palm leaves (if you have them). Act out the scene in a group – people could play the donkey, Jesus, crowd waving branches etc.



Discuss

- Imagine the roar of the crowd calling out to Jesus!
- People put their cloaks down for Jesus as he rode the donkey. What would it be like to walk on people's best clothes, or their only cloak?

Act out the story of Palm Sunday



During the three years before he died Jesus had become famous for his teaching

and miracles. Jesus enters Jerusalem on a *young donkey* and a *great crowd welcomes*

him as 'King' – the Messiah they had been waiting for. (John 12:12-19)



They spread their cloaks on the road for him and wave palm branches. However, the religious leaders don't accept that Jesus is God's Son and the long-awaited Messiah. They plan to get rid of him. (Luke 19:28-40; Zechariah 9:9)



Lay the clothes down to form a path. Walk along the path as you remember Jesus coming into Jerusalem. Wave palm leaves if you have them. You could act out the scene with others – people could be the young donkey, Jesus, the crowd waving branches etc.

Foot washing



Jesus had brought his closest friends together for a final meal before he was arrested. Jesus did a strange and revolutionary act as their leader – he became a servant and washed the feet of each of his disciples. They were shocked. This simple act started a whole new way of viewing leaders. (John 13:1-5)



Take a few moments to wash the hands or feet of someone else. Then dry them carefully.

Jesus set us an example to serve others humbly: you will need wash bowls, water, clean towels.



Think to yourself

- How did it feel to have someone wash your hands or feet for you?
- Was it easy to serve or be served? Why?
- What thoughts did you have about yourself and Jesus during this experience?

Last Supper



Jesus gave us a simple and memorable way to remember him and his work on the cross. You will need appropriate communion elements.

Jesus asked two of his disciples to prepare a traditional Passover meal. At this meal, the Hebrews remembered the way God had saved them from the Egyptians. They used simple foods and traditions to recall God's salvation.

Jesus took this Passover meal, by taking the bread and the wine, and turned it into a new way to remember what Jesus has done for us.

(Luke 22:14-19)



Have a simple communion in small groups.

- This could be led by a family member or by the pastor.
- Alternatively, the whole group could do this together at the end.

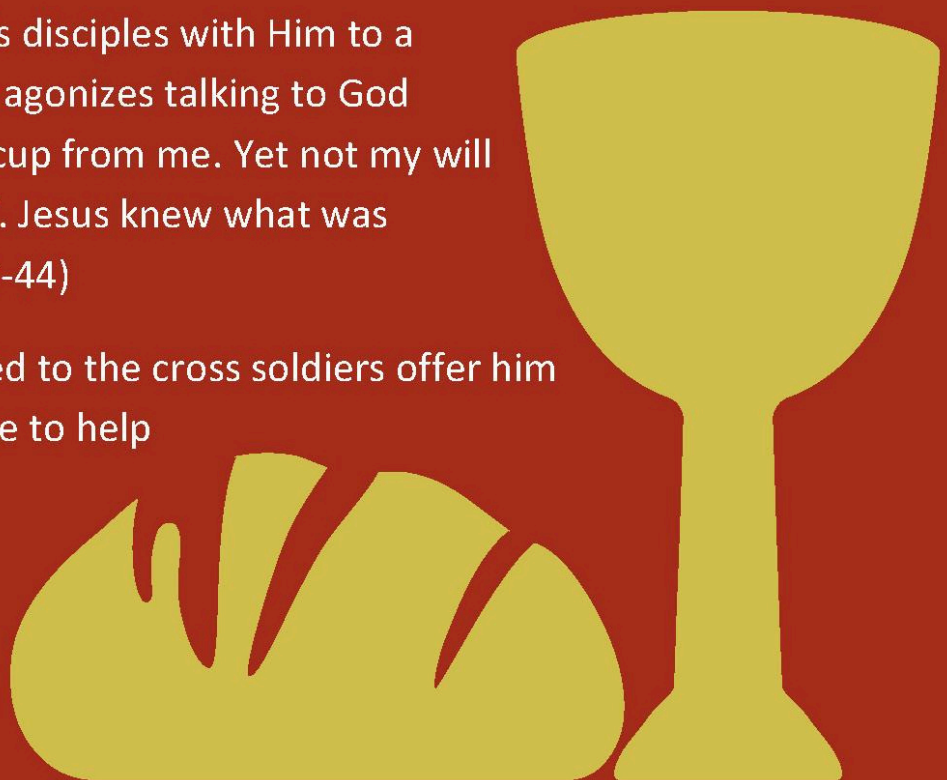
Taste the Passover meal and bitter cup



The last meal Jesus had with those closest to him was the Passover, a traditional meal the people of God ate every year at this time to remember God saving them. Jesus changes the meal by telling them He has come to save them. By giving up his body (symbolized by the bread) and his blood (symbolized by the grape juice) he was going to be like the lamb that was sacrificed at Passover (symbolized by the lamb meat). The bitter herbs remind them of the suffering Jesus was about to go through. (Luke 22: 7-23)

Jesus then takes his disciples with Him to a garden to pray. He agonizes talking to God saying – ‘take this cup from me. Yet not my will but yours be done’. Jesus knew what was ahead. (Luke 22:39-44)

When Jesus is nailed to the cross soldiers offer him vinegar on a sponge to help ease his pain. He doesn’t take it. (Luke 23:36-37)



Taste the meal and thank Jesus for what he has done. ***Taste the vinegar*** and thank Jesus for the bitter cup of suffering he gladly endured to save us all.

The Cross



When Jesus was nailed to the cross, he took all our sin (our selfishness, our wrong thoughts, words and actions) on himself. We can lay our failures, our broken relationships, our hurts, fears and anxieties at the foot of the cross and receive new life, a fresh start and forgiveness. (Matthew 27:32-54)



Give our burdens and brokenness to God

You will need a cross, basket, pencils and paper.


Ask yourself this:

What do I need to lay at the cross?

Write it on a piece of paper. Fold it so others can't see. Place it in the basket at the foot of the cross.

Slow down: stop and reflect – have I left what I've written at Jesus' feet?

Pray: thank Jesus for taking our burdens.



At the foot of the cross



When Jesus was nailed to the cross, he took all our sin (our selfishness, our wrong thoughts, words and actions) on himself. We can lay our failures, our broken relationships, our hurts, fears and anxieties at the foot of the cross and receive new life, a fresh start and forgiveness. (Matthew 27:32-54)

What do you need to lay at the cross?




Write it on a piece of paper. Fold it so others can't see. Nail it to the cross or place it in the basket.

What do you smell?



Jesus really died. His friend Joseph had wrapped him in burial cloths and the women who loved him prepared spices and oils including myrrh (the gift the wise men gave him when he was born) to anoint his dead body. (Luke 23:50-56)




Wrap a cloth around your arm or someone else's. Smell the spices and oils. Thank Jesus that he experienced death so we don't have to – when we die, he promises we will be made alive with him forever.

Did Jesus stay dead?

Open box to smell the smell of death. Notice anything?

Read Luke 24:1-10 to find out what happened!





Smell of Death poster for box

WARNING



WARNING

**SMELL OF
DEATH
INSIDE**



No smell of death poster for box

**Jesus did not stay
dead. He came back
to life so there's no
smell of death on
him!**

Make a tomb



After Jesus dies, a rich man named Joseph who had become a disciple of Jesus, asks for Jesus' body. He wraps Jesus in a cloth, places him in a tomb cut out of rock and seals it with a heavy stone. Soldiers are sent to guard the tomb as religious leaders are worried that Jesus' followers might try to steal his body. (Matthew 27:57-61)

Three days later some women come to prepare Jesus' body for burial. They find the huge stone at the tomb's entrance rolled away. An angel tells them not to be afraid – Jesus has come back to life. They run to tell Jesus' friends the good news. (Matthew 28:1-10)



Make a tomb out of the materials provided. Think about Joseph's feelings as he wrapped Jesus' body and the astonishment of the women when they discover Jesus is no longer in the tomb.

Jesus alive



What does it mean to be alive again?

Jesus died on the cross. He had no pulse. But three days later he came back to life! This means his heart started pumping again and he had a strong pulse. (Luke 24:1-8)



Try to find the pulse of another person and count it over a minute.

The pulse is best found by putting two fingers on the thumb side of the tendon of someone's wrist.



Think alone

- In what ways do you feel alive right now?
- How does Jesus make you feel alive?
- What difference does Jesus' resurrection make to you?

'Go tell others'



It took some time for all the disciples to really understand that Jesus came back to life. No one has ever come back to life again like Jesus did. But once they realised what this meant – that Jesus is God, he took our sins and conquered death – they couldn't stop telling others. They had good news to share. The Holy Spirit helped them take this news everywhere – to all nations. (Luke 24:36-49)



Jesus' death and resurrection is good news – the best news. Who needs to hear it?

You will need paper and pencils.

Make a list of people who don't know what Jesus has done for them.


- Write down three names and pray for them.

Make an easter story cube

ACTION



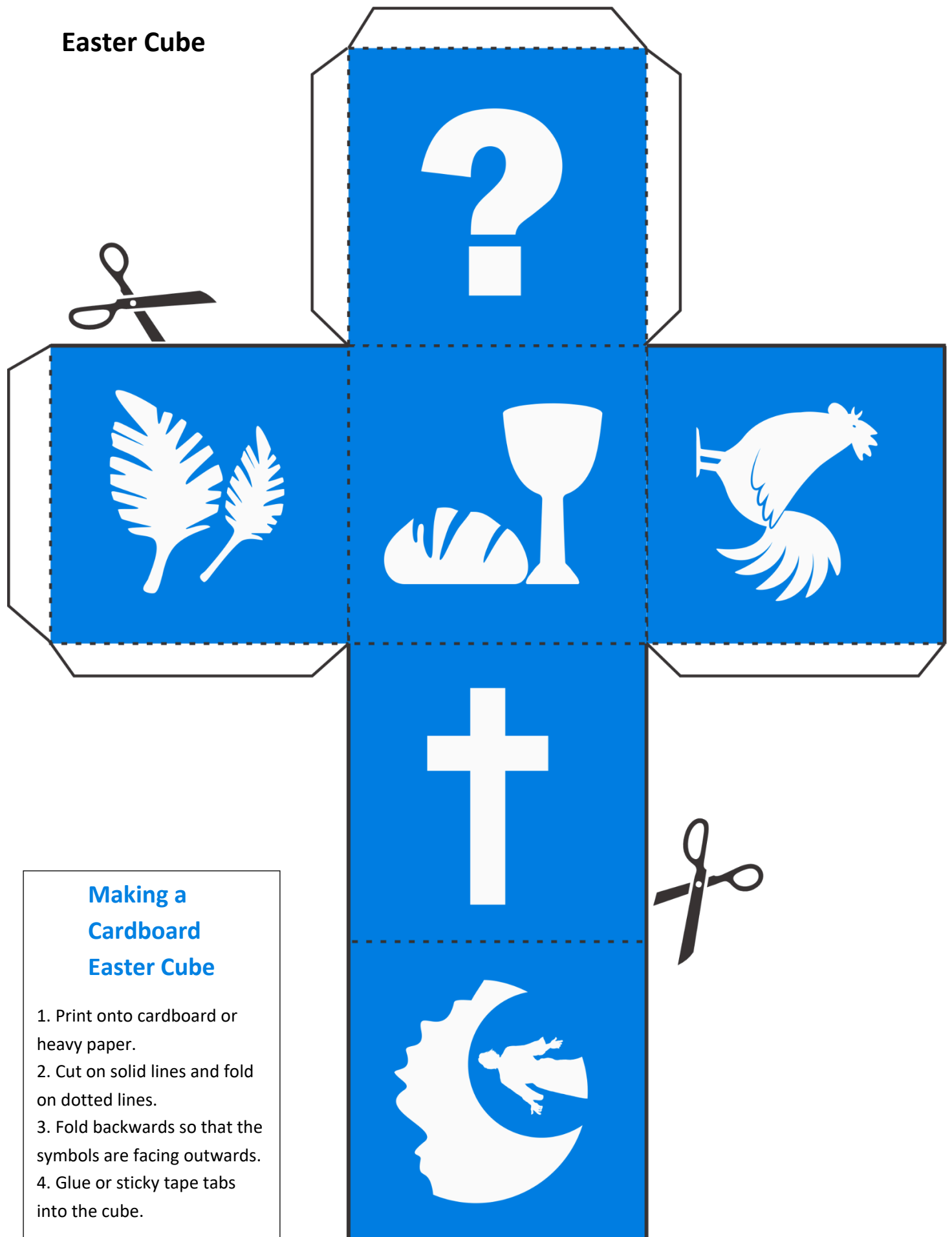
Make an easter story cube and use it to tell others the Easter story.



**How many people
can you tell?**

*As you are making the cube
do you have questions
about Easter? Talk to
others as you make your
cube.*

Easter Cube



Making a Cardboard Easter Cube

1. Print onto cardboard or heavy paper.
2. Cut on solid lines and fold on dotted lines.
3. Fold backwards so that the symbols are facing outwards.
4. Glue or sticky tape tabs into the cube.